









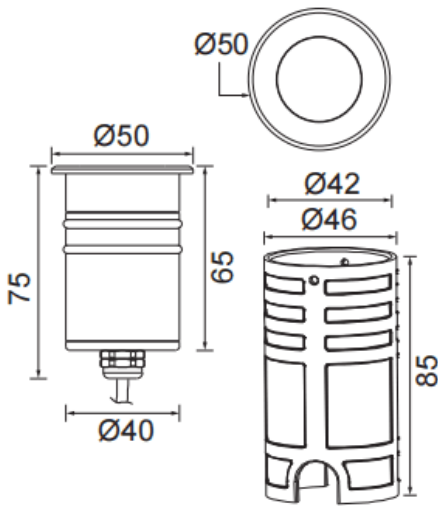
DRIVE ON R

Item code	86.OI09.0311.07
Product type	Outdoor
Category	Recessed Inground Floor
Family	DRIVE ON
Subfamily	DRIVE ON R
Pictograms	 50 Hz 220 V 240 V  850° IK 10  SDCM 3  Driver INCL   IP 67

Dimensions

Product dimensions (mm)	Ø50mmx75mm
-------------------------	------------

Scheme



Product	
Real power (W)	4.5
Real luminous flux (Lm)	340
Luminous efficiency (Lm/W)	75.5
Beam angle (°)	15
Life time (h)	50000h L80B10
IP	67
Control gear	ON-OFF
Colour temperature (K)	3000
Colour consistency (SDCM)	SDCM3
CRI	80
IK	IK10

Photometry

RECESSED INGROUND FLOOR - DRIVE
ON

Item code 86.OI09.0311.07

